

Datasheet

MICROSENS

Entry Line

Industrial Gigabit Ethernet 8-Port Switch TP optionally with PoE (+)



Features

8-Port Gigabit Switch, opt. with PoE (+)

MS657208X Switch

MS657208PX Switch with PoE+

- 8x 10/100/1000Base-T
- Fully compatible with 802.3af / 802.3at, total 200 W power budget (PoE version only)

Connections

- 8x 10/100/1000Base-T
- 1x pluggable screw clamp
- 1x Grounding screw

Housing

- DIN rail bracket or wall bracket (scope of delivery)
- Protection class: IP 30
- Metal Housing

Power Supply

- Input 2x 12..56 V DC
- input 2x 44..56 V DC (PoE version only)
- an external power supply (230 V AC) is not included in scope of delivery

Technical Details

Gigabit Bridge

Type	Gigabit Ethernet Switch Layer 2, IEEE 802.3 compliant
Switching Fabric	16Gbps
Data Processing	Store-and-forward
MAC Table	8K
Packet Buffer	1MB
Jumbo Frames	max. 9 kBytes
MTBF	510.304 Hours (MIL-HDBK-217F) at 25°C

Environment

Operation	-40..+75 °C
Humidity	5 ..95%, non condensing
Storage	-40..+85 °C

Twisted Pair Ports

Type	Gigabit Ethernet, Triple Speed 10/100/1000Base-T
Quantity	8
Connection	RJ-45 socket, shielded
Cabete ype	Shielded Twisted-Pair cable, Cat. 5, Impedance 100 Ohm,
Flow Control	Pause Frames (IEEE 802.3x)
Power-over-Ethernet (MS657208PX)	Power Sourcing Equipment (PSE) IEEE 802.3at Class 0, max. 30 W per Port (8x)

Displays (LEDs)

Power P1, P2	Green: OK
Port	Green (static): Link OK Green (blinking): Activity
PoE-Port	Amber: PoE detected (MS657208PX only)
Alarm	Amber (on): Only 1x PWR connected Amber (off): Both PWR connected

Power supply (DC-Voltage)

Input	MS657208X 12..56 V DC (redundant) MS657208PX 44..56 V DC (redundant)
Powerbudget	200 W (MS657208PX)
Power consumption	Typ. 5,8 W (without PoE)
Grounding (PE)	Screw
Connection	P1 +/-, P2 +/- red.
Alarm contact	1 A / 24 V max.

Mechanical

Dimensions incl. DIN-Adapter	36,2 x 105 x 142 mm (L x W x H, without connections)
Mounting	DIN-ISO support rail (35mm) to DIN EN 50022 or wall mounting
Housing protection class	IP30 (Metal Housing)

Standards

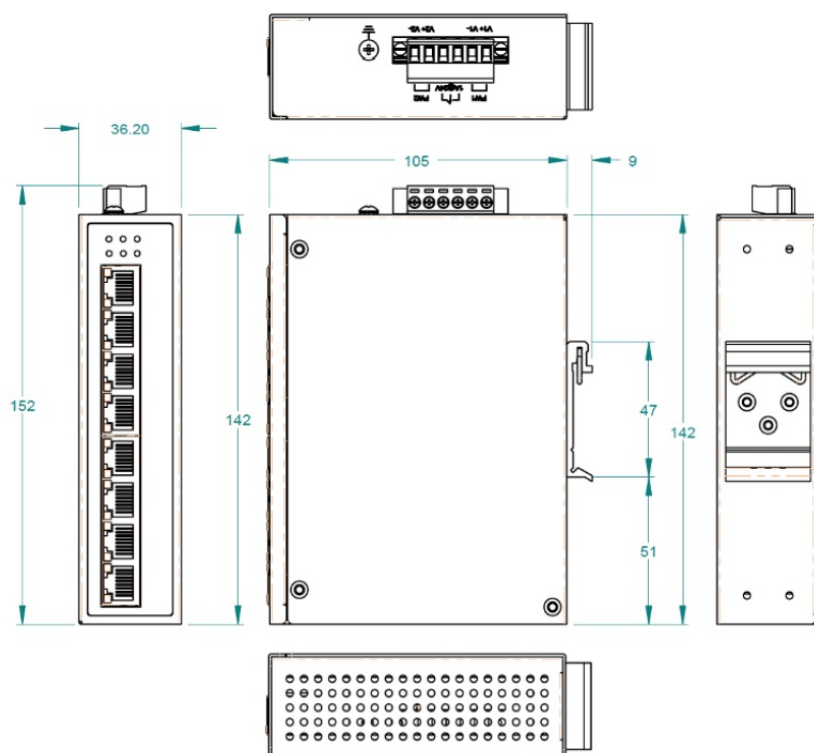
EMV	EN55022 (Class A) EN55024
Safety	EN60950-1
IEEE	802.3 10Base-T 802.3u 100Base-TX 802.3ab 1000Base-T 802.3x Flow Control 802.3af PoE (MS657208PX) 802.3at PoE+ (MS657208PX)
Others	IEC60068-2-27 (Schock) IEC60068-2-32 (Free Fall) IEC60068-2-6 (Fibration)
CE	2014/30/EU EMC Directive 2011/65/EU RoHS Directive

Twisted Pair Connections (RJ-45)

The integrated auto-crossing function of all twisted pair ports makes the use of crossed patch cables unnecessary. The switch automatically detects the pinout of the connected cable and adapts the port accordingly. For all connections standard 1:1 twisted pair cables can be used.

The Auto-negotiation mechanism detects the speed and transmission mode (full or half duplex) between connected ports automatically. A manual configuration is not required.

Dimensions



Power supply

Power is supplied by an external power supply with an output voltage of 12..56 V DC (44..56 V DC for the PoE version). The power supply is not included in the scope of delivery, but can be ordered separately (e.g. MS700456). It is connected via the pluggable screw terminal on the top of the device. The redundant power supply is connected via the second screw terminal.

Safety Notes

Attention: Infrared light, which is used for data transmission in a fiber optic network, is not visible to the human eye, but can still cause damage.

To avoid damage to the eyes:

- Never look directly with the eye into the outputs of optical components or fiber optics. Risk of blindness!
- Cover all unused optical connections with caps.
- Do not put the transmission line into operation until all connections have been made

The active laser technology used in this product complies with **Laser-Class 1**


DANGER: Conductive components of power and telecommunications networks can carry dangerously high voltage.

To avoid electric shock:



- Do not carry out installation or maintenance work during lightning storms.
- All electric installations must be carried out in accordance with local regulations.

Order Information


Industrial Gigabit (PoE) Switch TP

	Description	Art.-No.
	8-Port Industrial Gigabit Switch, 8x 10/100/1000Base-T Extended temperature range -40..+75°C	
	Industrial Gigabit Switch, 2x 12..56 V DC redundant	MS657208X
	Industrial Gigabit Switch, 8x 10/100/1000Base-T with PoE+ (30 W), 200W Power budget, 2x 44..56 V DC redundant	MS657208PX

Alternativ Entry Line Products

	Description	Art.-No.
	Industrial Gigabit Bridge, 1x 10/100/1000Base-T, 1x 100/1000Base-X (SFP-Slot), Extended temperature range -40..+75°C	
	Industrial Gigabit Ethernet Bridging Converter 1x 10/100/1000Base-T auf 1x 100/1000Base-X SFP Port	MS657099X
	Industrial Gigabit Ethernet Bridging Converter with PoE+ 1x 10/100/1000Base-T with PoE+ (30 W) to 1x 100/1000Base-X SFP Port	MS657099PX
	Description	Art.-No.
	6-Port Industrial Gigabit Switch, 4x 10/100/1000Base-T, 2x 100/1000Base-X (SFP-Slot), 1x as FO/TP-Comboport, Extended temperature range -40..+75°C	
Industrial Gigabit Switch, 2x 12..56 V DC redundant	MS657203X	
Industrial Gigabit Switch, 4x 10/100/1000Base-T mit PoE+ (30 W), 2x 48..56 V DC redundant	MS657203PX	

Accessoires

 <p>(Abb.: MS700456)</p>	Industrial DIN-Rail power supply	Art.-No.
	Industrial DIN-Rail power supply 24VDC/1,25A (30W) Input 100..240VAC/120..375VDC, Out: 24..28VDC, -20..+70°C	MS700440
	Industrial DIN-Rail power supply PoE+	Art.-No.
	DIN-Rail power supply 45..55 V DC / 2.5 A (120W) , Wide range input 90...132 / 180...264 V AC Operating temperatur -35...+70°C	MS700456
DIN-Rail power supply 47..56 VDC / 5 A (240W) , Wide range input 90..132/180..264 VAC Operating temperature -40..+70°C	MS700457	

This document in whole or in part may not be duplicated, reproduced, stored or retransmitted without prior written permission of MICROSENS GmbH & Co. KG. All information in this document is provided 'as is' and subject to change without notice. MICROSENS GmbH & Co. KG disclaims any liability for the correctness, completeness or quality of the information provided, fitness for a particular purpose or consecutive damage. MICROSENS is a trademark of MICROSENS GmbH & Co. KG. Any product names mentioned herein may be trademarks and/or registered trademarks of their respective companies. PK4118 – translated – fdb 39/2020